

# KAITAIA INTERMEDIATE

## ANNUAL REPORT

### FOR THE YEAR ENDED 31 DECEMBER 2019

#### School Directory

**Ministry Number:** 1025

**Principal:** Wayne Lunjevich

**School Address:** 45 North Rd, KAITAIA

**School Postal Address:** 45 North Road, KAITAIA, 0410

**School Phone:** 09 408 1490

**School Email:** accounts@kaitaiaint.school.nz

#### Members of the Board of Trustees

<b>Name</b>	<b>Position</b>	<b>How Position Gained</b>	<b>Occupation</b>	<b>Term Expires/ Expired</b>
Kevin Matthews	Chairperson	Elected	Farmer	Jun 2022
Wayne Lunjevich	Principal			
Kelvin Horsford	Parent Rep	Elected	Farmer	Jun 2022
Karen Fiveash	Parent Rep	Elected	Mother	May 2019
Vincent Rudolph	Parent Rep	Elected	Community Worker	May 2019
Diane Laursen	Parent Rep	Elected	Self Employed	Jun 2022
Krystal-Rose Taaffe	Parent Rep	Elected	Self Employed	Jun 2022
Vasanti Sima	Staff Rep	Elected	Teacher	May 2019
Amy Bolstad	Staff Rep	Elected	Librarian	Jun 2022

**Accountant / Service Provider:** Education Services Ltd

# KAITAIA INTERMEDIATE

Annual Report - For the year ended 31 December 2019

## Index

<b>Page</b>	<b>Statement</b>
	<b>Financial Statements</b>
1	Statement of Responsibility
2	Statement of Comprehensive Revenue and Expense
3	Statement of Changes in Net Assets/Equity
4	Statement of Financial Position
5	Statement of Cash Flows
6 - 12	Statement of Accounting Policies
13 - 21	Notes to the Financial Statements
	<b>Other Information</b>
	Analysis of Variance
	Kiwisport

# Kaitaia Intermediate

## Statement of Responsibility

For the year ended 31 December 2019

The Board of Trustees accepts responsibility for the preparation of the annual financial statements and the judgements used in these financial statements.

The management (including the principal and others as directed by the Board) accepts responsibility for establishing and maintaining a system of internal controls designed to provide reasonable assurance as to the integrity and reliability of the school's financial reporting.

It is the opinion of the Board and management that the annual financial statements for the financial year ended 31 December 2019 fairly reflects the financial position and operations of the school.

The School's 2019 financial statements are authorised for issue by the Board.

KEVIN GERALD MATTHEWS.

Full Name of Board Chairperson




Signature of Board Chairperson

28 May 2020

Date:

Wayne Lunjevich

Full Name of Principal

DocuSigned by:  


Signature of Principal

28 May, 2020.


Date:

**Kaitaia Intermediate**  
**Statement of Comprehensive Revenue and Expense**

For the year ended 31 December 2019

	Notes	2019 Actual \$	2019 Budget (Unaudited) \$	2018 Actual \$
<b>Revenue</b>				
Government Grants	2	2,761,904	2,394,239	2,510,713
Locally Raised Funds	3	159,742	77,200	135,803
Interest income		15,059	15,000	15,374
Gain on Sale of Property, Plant and Equipment		2,478	-	-
		<u>2,939,183</u>	<u>2,486,439</u>	<u>2,661,890</u>
<b>Expenses</b>				
Locally Raised Funds	3	75,093	21,900	93,225
Learning Resources	4	1,720,398	1,574,156	1,641,397
Administration	5	180,377	157,190	159,421
Finance		1,882	1,519	1,370
Property	6	791,214	672,802	675,503
Depreciation	7	74,178	52,504	63,620
Transport		3,109	3,000	2,430
		<u>2,846,251</u>	<u>2,483,071</u>	<u>2,636,966</u>
<b>Net Surplus / (Deficit) for the year</b>		92,932	3,368	24,924
Other Comprehensive Revenue and Expenses		-	-	-
<b>Total Comprehensive Revenue and Expense for the Year</b>		<u><u>92,932</u></u>	<u><u>3,368</u></u>	<u><u>24,924</u></u>

The above Statement of Comprehensive Revenue and Expense should be read in conjunction with the accompanying notes which form part of these financial statements.



**Kaitaia Intermediate**  
**Statement of Changes in Net Assets/Equity**

For the year ended 31 December 2019

	Notes	Actual 2019 \$	Budget (Unaudited) 2019 \$	Actual 2018 \$
<b>Balance at 1 January</b>		618,004	532,772	585,565
Total comprehensive revenue and expense for the year		92,932	3,368	24,924
Capital Contributions from the Ministry of Education				
Contribution - Furniture and Equipment Grant		-	-	7,515
Adjustment to Accumulated surplus/(deficit) from adoption of PBE IFRS 9		-	-	-
<b>Equity at 31 December</b>	25	710,936	536,140	618,004
Retained Earnings		710,936	536,140	618,004
<b>Equity at 31 December</b>		710,936	536,140	618,004

The above Statement of Changes in Net Assets/Equity should be read in conjunction with the accompanying notes which form part of these financial statements.

**BDO Northland  
Assurance**

# Kaitaia Intermediate Statement of Financial Position

As at 31 December 2019

	Notes	2019 Actual \$	2019 Budget (Unaudited) \$	2018 Actual \$
<b>Current Assets</b>				
Cash and Cash Equivalents	8	481,177	115,264	372,544
Accounts Receivable	9	121,541	92,245	125,903
GST Receivable		7,168	-	17,534
Prepayments		14,075	9,843	12,661
Inventories	10	1,450	1,626	1,398
Investments	11	304,336	292,082	141,038
		<u>929,747</u>	<u>511,060</u>	<u>671,078</u>
<b>Current Liabilities</b>				
GST Payable		-	22,619	-
Accounts Payable	13	156,521	105,830	195,602
Revenue Received in Advance	14	-	-	10,225
Provision for Cyclical Maintenance	15	91,875	27,589	32,850
Finance Lease Liability - Current Portion	16	11,190	6,416	9,607
Funds held in Trust	17	3,342	-	-
Funds held for Capital Works Projects	18	158,648	-	977
Funds held on behalf of R T M Cluster	19	49,968	28,966	37,345
		<u>471,544</u>	<u>191,420</u>	<u>286,606</u>
<b>Working Capital Surplus/(Deficit)</b>		458,203	319,640	384,472
<b>Non-current Assets</b>				
Property, Plant and Equipment	12	343,523	268,745	286,573
		<u>343,523</u>	<u>268,745</u>	<u>286,573</u>
<b>Non-current Liabilities</b>				
Provision for Cyclical Maintenance	15	75,750	51,013	34,401
Finance Lease Liability	16	15,040	1,232	18,640
		<u>90,790</u>	<u>52,245</u>	<u>53,041</u>
<b>Net Assets</b>		<u>710,936</u>	<u>536,140</u>	<u>618,004</u>
<b>Equity</b>		<u>710,936</u>	<u>536,140</u>	<u>618,004</u>

The above Statement of Financial Position should be read in conjunction with the accompanying notes which form part of these financial statements.

BDO Northland  
Assurance

**Kaitaia Intermediate**  
**Statement of Cash Flows**  
For the year ended 31 December 2019

	2019	2019	2018
Note	Actual	Budget	Actual
	\$	(Unaudited)	\$
	\$	\$	\$
<b>Cash flows from Operating Activities</b>			
Government Grants	801,392	694,942	724,787
Locally Raised Funds	149,708	82,200	145,202
Goods and Services Tax (net)	10,366	-	(40,153)
Payments to Employees	(334,628)	(338,850)	(375,570)
Payments to Suppliers	(385,799)	(586,376)	(360,579)
Cyclical Maintenance Payments in the year	-	(28,000)	(47,040)
Interest Paid	(1,882)	(1,519)	(1,370)
Interest Received	13,375	15,000	15,359
Net cash from Operating Activities	252,532	(162,603)	60,636
<b>Cash flows from Investing Activities</b>			
Proceeds from Sale of PPE (and Intangibles)	2,886	-	-
Purchase of PPE (and Intangibles)	(130,097)	(48,545)	(28,134)
Purchase of Investments	(304,336)	-	-
Proceeds from Sale of Investments	141,038	-	155,585
Net cash from Investing Activities	(290,509)	(48,545)	127,451
<b>Cash flows from Financing Activities</b>			
Furniture and Equipment Grant	-	-	7,515
Finance Lease Payments	(7,418)	(9,774)	(5,290)
Funds Administered on Behalf of Third Parties	15,965	-	8,161
Funds Held for Capital Works Projects	138,063	-	(162,115)
Net cash from Financing Activities	146,610	(9,774)	(151,729)
<b>Net increase/(decrease) in cash and cash equivalents</b>	<b>108,633</b>	<b>(220,922)</b>	<b>36,358</b>
Cash and cash equivalents at the beginning of the year	8 372,544	336,186	336,186
<b>Cash and cash equivalents at the end of the year</b>	<b>8 481,177</b>	<b>115,264</b>	<b>372,544</b>

The statement of cash flows records only those cash flows directly within the control of the School. This means centrally funded teachers' salaries and the use of land and buildings grant and expense have been excluded.

The above Cash Flow Statement should be read in conjunction with the accompanying notes which form part of these financial statements.

BDO Northland  
Assurance

# Kaitaia Intermediate

## Notes to the Financial Statements

### For the year ended 31 December 2019

#### 1. Statement of Accounting Policies

##### a) Reporting Entity

Kaitaia Intermediate (the School) is a Crown entity as specified in the Crown Entities Act 2004 and a school as described in the Education Act 1989. The Board of Trustees (the Board) is of the view that the School is a public benefit entity for financial reporting purposes.

##### b) Basis of Preparation

###### **Reporting Period**

The financial reports have been prepared for the period 1 January 2019 to 31 December 2019 and in accordance with the requirements of the Public Finance Act 1989.

###### **Basis of Preparation**

The financial statements have been prepared on a going concern basis, and the accounting policies have been consistently applied throughout the period.

###### **Financial Reporting Standards Applied**

The Education Act 1989 requires the School, as a Crown entity, to prepare financial statements in accordance with generally accepted accounting practice. The financial statements have been prepared in accordance with generally accepted accounting practice in New Zealand, applying Public Sector Public Benefit Entity (PBE) Standards Reduced Disclosure Regime as appropriate to public benefit entities that qualify for Tier 2 reporting. The school is considered a Public Benefit Entity as it meets the criteria specified as "having a primary objective to provide goods and/or services for community or social benefit and where any equity has been provided with a view to supporting that primary objective rather than for financial return to equity holders".

###### **Standard early adopted**

In line with the Financial Statements of the Government, the School has elected to early adopt PBE IFRS 9 Financial Instruments. PBE IFRS 9 replaces PBE IPSAS 29 Financial Instruments: Recognition and Measurement. Information about the adoption of PBE IFRS 9 is provided in Note 29.

###### **PBE Accounting Standards Reduced Disclosure Regime**

The School qualifies for Tier 2 as the school is not publicly accountable and is not considered large as it falls below the expenditure threshold of \$30 million per year. All relevant reduced disclosure concessions have been taken.

###### **Measurement Base**

The financial statements are prepared on the historical cost basis unless otherwise noted in a specific accounting policy.

###### **Presentation Currency**

These financial statements are presented in New Zealand dollars, rounded to the nearest dollar.

###### **Specific Accounting Policies**

The accounting policies used in the preparation of these financial statements are set out below.

BDO Northland  
Assurance



### **Critical Accounting Estimates And Assumptions**

The preparation of financial statements requires management to make judgements, estimates and assumptions that affect the application of accounting policies and the reported amounts of assets, liabilities, revenue and expenses. Actual results may differ from these estimates.

Estimates and underlying assumptions are reviewed on an ongoing basis. Revisions to accounting estimates are recognised in the period in which the estimate is revised and in any future periods affected.

#### *Useful lives of property, plant and equipment*

The School reviews the estimated useful lives of property, plant and equipment at the end of each reporting date. The School believes that the estimated useful lives of the property, plant and equipment as disclosed in the Significant Accounting Policies are appropriate to the nature of the property, plant and equipment at reporting date. Property, plant and equipment is disclosed at note 12.

#### *Cyclical Maintenance Provision*

A school recognises its obligation to maintain the Ministry's buildings in a good state of repair as a provision for cyclical maintenance. This provision relates mainly to the painting of the school buildings. The estimate is based on the school's long term maintenance plan which is prepared as part of its 10 Year Property Planning process. During the year, the Board assesses the reasonableness of its 10 Year Property Plan on which the provision is based. Cyclical maintenance is disclosed at Note 15.

### **Critical Judgements in applying accounting policies**

Management has exercised the following critical judgements in applying accounting policies:

#### *Classification of leases*

Determining whether a lease is a finance lease or an operating lease requires judgement as to whether the lease transfers substantially all the risks and rewards of ownership to the school. Judgement is required on various aspects that include, but are not limited to, the fair value of the leased asset, the economic life of the leased asset, whether or not to include renewal options in the lease term, and determining an appropriate discount rate to calculate the present value of the minimum lease payments. Classification as a finance lease means the asset is recognised in the statement of financial position as property, plant, and equipment, whereas for an operating lease no such asset is recognised.

#### *Recognition of grants*

The School reviews the grants monies received at the end of each reporting period and whether any require a provision to carryforward amounts unspent. The School believes all grants received have been appropriately recognised as a liability if required. Government grants are disclosed at note 2.

## **c) Revenue Recognition**

### **Government Grants**

The school receives funding from the Ministry of Education. The following are the main types of funding that the School receives;


Operational grants are recorded as revenue when the School has the rights to the funding, which is in the year that the funding is received.

Teachers salaries grants are recorded as revenue when the School has the rights to the funding in the salary period they relate to. The grants are not received in cash by the School and are paid directly to teachers by the Ministry of Education.

Use of land and buildings grants are recorded as revenue in the period the School uses the land and buildings. These are not received in cash by the School as they equate to the deemed expense for using the land and buildings which are owned by the Crown.

### **Other Grants**

Other grants are recorded as revenue when the School has the rights to the funding, unless there are unfulfilled conditions attached to the grant, in which case the amount relating to the unfulfilled conditions is recognised as a liability and released to revenue as the conditions are fulfilled.



**Donations, Gifts and Bequests**

Donations, gifts and bequests are recorded as revenue when their receipt is formally acknowledged by the School.

**Interest Revenue**

Interest Revenue earned on cash and cash equivalents and investments is recorded as revenue in the period it is earned.

**d) Use of Land and Buildings Expense**

The property from which the School operates is owned by the Crown and managed by the Ministry of Education on behalf of the Crown. The School's use of the land and buildings as occupant is based on a property occupancy document as gazetted by the Ministry. The expense is based on an assumed market rental yield on the value of land and buildings as used for rating purposes. This is a non-cash expense that is offset by a non-cash grant from the Ministry.

**e) Operating Lease Payments**

Payments made under operating leases are recognised in the Statement of Comprehensive Revenue and Expense on a straight line basis over the term of the lease.

**f) Finance Lease Payments**

Finance lease payments are apportioned between the finance charge and the reduction of the outstanding liability. The finance charge is allocated to each period during the lease term on an effective interest basis.

**g) Cash and Cash Equivalents**

Cash and cash equivalents include cash on hand, bank balances, deposits held at call with banks, and other short term highly liquid investments with original maturities of 90 days or less, and bank overdrafts. The carrying amount of cash and cash equivalents represent fair value.

**h) Accounts Receivable**


Short-term receivables are recorded at the amount due, less an allowance for credit losses. The school applies the simplified expected credit loss model of recognising lifetime expected credit losses for receivables. In measuring expected credit losses, short-term receivables have been assessed on a collective basis as they possess shared credit risk characteristics. They have been grouped based on the days past due. Short-term receivables are written off when there is no reasonable expectation of recovery. Indicators that there is no reasonable expectation of recovery include the debtor being in liquidation.

**Prior Year Policy**

*Accounts Receivable represents items that the School has issued invoices for or accrued for, but has not received payment for at year end. Receivables are initially recorded at fair value and subsequently recorded at the amount the School realistically expects to receive. A receivable is considered uncollectable where there is objective evidence the School will not be able to collect all amounts due. The amount that is uncollectable (the provision for uncollectibility) is the difference between the amount due and the present value of the amounts expected to be collected.*

**i) Inventories**

Inventories are consumable items held for sale and comprise of stationery and school uniforms. They are stated at the lower of cost and net realisable value. Cost is determined on a first in, first out basis. Net realisable value is the estimated selling price in the ordinary course of activities less the estimated costs necessary to make the sale. Any write down from cost to net realisable value is recorded as an expense in the Statement of Comprehensive Revenue and Expense in the period of the write down.



## j) Investments

Bank term deposits are initially measured at the amount invested. Interest is subsequently accrued and added to the investment balance. A loss allowance for expected credit losses is recognised if the estimated loss allowance is not trivial.

### **Prior Year Policy**

*Bank term deposits for periods exceeding 90 days are classified as investments and are initially measured at the amount invested. Interest is subsequently accrued and added to the investment balance. After initial recognition bank term deposits are measured at amortised cost using the effective interest method less impairment.*

*Investments that are shares are categorised as "available for sale" for accounting purposes in accordance with financial reporting standards. Share investments are recognised initially by the School at fair value plus transaction costs. At balance date the School has assessed whether there is any evidence that an investment is impaired. Any impairment, gains or losses are recognised in the Statement of Comprehensive Revenue and Expense.*

*After initial recognition any investments categorised as available for sale are measured at their fair value without any deduction for transaction costs the school may incur on sale or other disposal.*

## k) Property, Plant and Equipment

Land and buildings owned by the Crown are excluded from these financial statements. The Board's use of the land and buildings as 'occupant' is based on a property occupancy document.

Improvements to buildings owned by the Crown are recorded at cost, less accumulated depreciation and impairment losses.

Property, plant and equipment are recorded at cost or, in the case of donated assets, fair value at the date of receipt, less accumulated depreciation and impairment losses. Cost or fair value as the case may be, includes those costs that relate directly to bringing the asset to the location where it will be used and making sure it is in the appropriate condition for its intended use.

Property, plant and equipment acquired with individual values under \$800 are not capitalised, they are recognised as an expense in the Statement of Comprehensive Revenue and Expense.

Gains and losses on disposals (*i.e.* sold or given away) are determined by comparing the proceeds received with the carrying amounts (*i.e.* the book value). The gain or loss arising from the disposal of an item of property, plant and equipment is recognised in the Statement of Comprehensive Revenue and Expense.

### **Finance Leases**

A finance lease transfers to the lessee substantially all the risks and rewards incidental to ownership of an asset, whether or not title is eventually transferred. At the start of the lease term, finance leases are recognised as assets and liabilities in the statement of financial position at the lower of the fair value of the leased asset or the present value of the minimum lease payments. The finance charge is charged to the surplus or deficit over the lease period so as to produce a constant periodic rate of interest on the remaining balance of the liability. The amount recognised as an asset is depreciated over its useful life. If there is no reasonable certainty whether the school will obtain ownership at the end of the lease term, the asset is fully depreciated over the shorter of the lease term and its useful life.


### **Depreciation**

Property, plant and equipment are depreciated over their estimated useful lives on a straight line basis. Depreciation of all assets is reported in the Statement of Comprehensive Revenue and Expense.

The estimated useful lives of the assets are:

Buildings	40 years
Furniture and Equipment	4-18 years
Information and Communication	4 years
Leased Assets	3-7 years
Library Resources	8 years

Leased assets are depreciated over the life of the lease.



## **I) Intangible Assets**

### *Software costs*

Computer software acquired by the School are capitalised on the basis of the costs incurred to acquire and bring to use the specific software. Costs associated with subsequent maintenance or licensing of software are recognised as an expense in the Statement of Comprehensive Revenue and Expense when incurred.

Computer software licences with individual values under \$1,000 are not capitalised, they are recognised as an expense in the Statement of Comprehensive Revenue and Expense when incurred.

Computer software that the school receives from the Ministry of Education is normally acquired through a non-exchange transaction and is not of a material amount. It's fair value can be assessed at time of acquisition if no other methods lead to a fair value determination. Computer software purchased directly from suppliers at market rates are considered exchange transactions and the fair value is the amount paid for the software.

The carrying value of software is amortised on a straight line basis over its useful life. The useful life of software is estimated as three years. The amortisation charge for each period and any impairment loss is recorded in the Statement of Comprehensive Revenue and Expense.

## **m) Impairment of property, plant, and equipment and intangible assets**

The school does not hold any cash generating assets. Assets are considered cash generating where their primary objective is to generate a commercial return.

### *Non cash generating assets*

Property, plant, and equipment and intangible assets held at cost that have a finite useful life are reviewed for impairment whenever events or changes in circumstances indicate that the carrying amount may not be recoverable. An impairment loss is recognised for the amount by which the asset's carrying amount exceeds its recoverable service amount. The recoverable service amount is the higher of an asset's fair value less costs to sell and value in use.

Value in use is determined using an approach based on either a depreciated replacement cost approach, restoration cost approach, or a service units approach. The most appropriate approach used to measure value in use depends on the nature of the impairment and availability of information.

If an asset's carrying amount exceeds its recoverable service amount, the asset is regarded as impaired and the carrying amount is written down to the recoverable amount. The total impairment loss is recognised in the surplus or deficit.

The reversal of an impairment loss is recognised in the surplus or deficit.

## **n) Accounts Payable**

Accounts Payable represents liabilities for goods and services provided to the School prior to the end of the financial year which are unpaid. Accounts Payable are recorded at the amount of cash required to settle those liabilities. The amounts are unsecured and are usually paid within 30 days of recognition.

## **o) Employee Entitlements**

### *Short-term employee entitlements*

Employee benefits that are due to be settled within 12 months after the end of the period in which the employee renders the related service are measured based on accrued entitlements at current rates of pay.

These include salaries and wages accrued up to balance date, annual leave earned to but not yet taken at balance date.

### *Long-term employee entitlements*

Employee benefits that are due to be settled beyond 12 months after the end of the period in which the employee renders the related service, such as long service leave and retirement gratuities, have been calculated on an actuarial basis. The calculations are based on:

- likely future entitlements accruing to staff, based on years of service, years to entitlement, the likelihood that staff will reach the point of entitlement, and contractual entitlement information; and
- the present value of the estimated future cash flows.

## **p) Revenue Received in Advance**

Revenue received in advance relates to fees received from students and grants received where there are unfulfilled obligations for the School to provide services in the future. The fees are recorded as revenue as the obligations are fulfilled and the fees earned.

The School holds sufficient funds to enable the refund of unearned fees in relation to international students, should the School be unable to provide the services to which they relate.

## **q) Funds Held in Trust**

Funds are held in trust where they have been received by the School for a specified purpose, or are being held on behalf of a third party and these transactions are not recorded in the Statement of Revenue and Expense. The School holds sufficient funds to enable the funds to be used for their intended purpose at any time.

## **r) Shared Funds**

Shared Funds are held on behalf of a cluster of participating schools as agreed with the Ministry of Education. The cluster of schools operate activities outside of school control. These amounts are not recorded in the Statement of Revenue and Expense. The School holds sufficient funds to enable the funds to be used for their intended purpose.

## **s) Provision for Cyclical Maintenance**

The property from which the School operates is owned by the Crown, and is vested in the Ministry. The Ministry has gazetted a property occupancy document that sets out the Board's property maintenance responsibilities. The Board is responsible for maintaining the land, buildings and other facilities on the School site in a state of good order and repair.


Cyclical maintenance, which involves painting the interior and exterior of the School, makes up the most significant part of the Board's responsibilities outside day-to-day maintenance. The provision for cyclical maintenance represents the obligation the Board has to the Ministry and is based on the Board's ten year property plan (10YPP).

## **t) Financial Assets and Liabilities**

The School's financial assets comprise cash and cash equivalents, accounts receivable, and investments. All of these financial assets, except for investments that are shares, are categorised as "loans and receivables" for accounting purposes in accordance with financial reporting standards.

Investments that are shares are categorised as "available for sale" for accounting purposes in accordance with financial reporting standards.

The School's financial liabilities comprise accounts payable, borrowings, finance lease liability, and painting contract liability. All of these financial liabilities are categorised as "financial liabilities measured at amortised cost" for accounting purposes in accordance with financial reporting standards.



**u) Borrowings**

Borrowings on normal commercial terms are initially recognised at the amount borrowed plus transaction costs. Interest due on the borrowings is subsequently accrued and added to the borrowings balance. Borrowings are classified as current liabilities unless the school has an unconditional right to defer settlement of the liability for at least 12 months after balance date.

Grants determined by the Minister of Education for operational activities includes all items (core components) included in the Operational Funding notice.

Borrowings include but not limited to bank overdrafts, operating leases, finance leases, painting contracts and term loans.

**v) Goods and Services Tax (GST)**

The financial statements have been prepared on a GST exclusive basis, with the exception of accounts receivable and accounts payable which are stated as GST inclusive.

The net amount of GST paid to, or received from, the IRD, including the GST relating to investing and financing activities, is classified as a net operating cash flow in the statements of cash flows.


Commitments and contingencies are disclosed exclusive of GST.

**w) Budget Figures**

The budget figures are extracted from the School budget that was approved by the Board at the start of the year.

**x) Services received in-kind**

From time to time the School receives services in-kind, including the time of volunteers. The School has elected not to recognise services received in kind in the Statement of Comprehensive Revenue and Expense.



## 2. Government Grants

	2019 Actual \$	2019 Budget (Unaudited) \$	2018 Actual \$
Operational Grants	703,447	639,742	620,470
Teachers' Salaries Grants	1,452,448	1,251,506	1,325,431
Use of Land and Buildings Grants	503,101	444,639	461,627
Resource Teachers Learning and Behaviour Grants	1,097	-	720
Other MoE Grants	52,251	49,752	102,465
Other Government Grants	49,560	8,600	-
	<u>2,761,904</u>	<u>2,394,239</u>	<u>2,510,713</u>


## 3. Locally Raised Funds

Local funds raised within the School's community are made up of:

	2019 Actual \$	2019 Budget (Unaudited) \$	2018 Actual \$
<b>Revenue</b>			
Donations	5,096	10,000	9,015
Bequests & Grants	66,461	20,000	12,295
Activities	41,935	16,400	75,722
Trading	5,954	5,000	4,672
Fundraising	16,796	800	11,179
Other Revenue	23,500	25,000	22,920
	<u>159,742</u>	<u>77,200</u>	<u>135,803</u>
<b>Expenses</b>			
Activities	55,157	5,700	75,801
Trading	7,761	3,500	4,095
Fundraising (Costs of Raising Funds)	1,248	-	3,074
Other Locally Raised Funds Expenditure	10,927	12,700	10,255
	<u>75,093</u>	<u>21,900</u>	<u>93,225</u>
<i>Surplus for the year Locally raised funds</i>	<u>84,649</u>	<u>55,300</u>	<u>42,578</u>

## 4. Learning Resources

	2019 Actual \$	2019 Budget (Unaudited) \$	2018 Actual \$
Curricular	79,735	73,200	72,802
Library Resources	3,408	2,000	2,498
Employee Benefits - Salaries	1,588,874	1,422,356	1,530,655
Staff Development	6,752	19,500	9,653
It	31,503	49,500	22,138
Minor Purchases <\$800	10,126	7,600	3,651
	<u>1,720,398</u>	<u>1,574,156</u>	<u>1,641,397</u>



## 5. Administration

	2019	2019	2018
	Actual	Budget	Actual
	\$	(Unaudited)	\$
Audit Fee	4,530	4,430	4,430
Board of Trustees Fees	3,575	4,500	3,795
Board of Trustees Expenses	26,401	16,000	13,002
Communication	4,043	7,500	4,867
Consumables	6,885	5,700	5,774
Operating Lease	1,712	1,710	5,245
Other	12,803	14,850	11,143
Employee Benefits - Salaries	103,501	86,000	94,642
Insurance	6,095	6,000	6,383
Service Providers, Contractors and Consultancy	10,832	10,500	10,140
	<u>180,377</u>	<u>157,190</u>	<u>159,421</u>

## 6. Property

	2019	2019	2018
	Actual	Budget	Actual
	\$	(Unaudited)	\$
Caretaking and Cleaning Consumables	17,069	17,100	16,591
Cyclical Maintenance Expense	100,374	16,613	40,802
Grounds	13,000	16,950	6,764
Heat, Light and Water	41,782	59,000	41,234
Rates	5,796	5,000	5,463
Repairs and Maintenance	10,964	24,500	12,287
Use of Land and Buildings	503,101	444,639	461,627
Security	7,854	8,000	4,925
Employee Benefits - Salaries	88,036	81,000	79,914
Consultancy And Contract Services	3,238	-	5,896
	<u>791,214</u>	<u>672,802</u>	<u>675,503</u>

The use of land and buildings figure represents 8% of the school's total property value. Property values are established as part of the nation-wide revaluation exercise that is conducted every 30 June for the Ministry of Education's year-end reporting purposes.

## 7. Depreciation

	2019	2019	2018
	Actual	Budget	Actual
	\$	(Unaudited)	\$
Buildings	2,535	2,095	2,538
Building Improvements	2,599	2,151	2,606
Furniture and Equipment	26,304	23,461	28,429
Information and Communication Technology	28,135	15,646	18,959
Leased Assets	10,957	6,166	7,471
Library Resources	3,648	2,985	3,617
	<u>74,178</u>	<u>52,504</u>	<u>63,620</u>

BDO Northland  
Assurance



## 8. Cash and Cash Equivalents

	2019 Actual \$	2019 Budget (Unaudited) \$	2018 Actual \$
Bank Current Account	279,092	44,388	202,620
Bank Call Account	57,630	70,876	31,146
Short-term Bank Deposits	144,455	-	138,778
Cash equivalents for Cash Flow Statement	<u>481,177</u>	<u>115,264</u>	<u>372,544</u>

The carrying value of short-term deposits with maturity dates of 90 days or less approximates their fair value.

Of the \$481,177 Cash and Cash Equivalents, \$160,148 is held by the School on behalf of the Ministry of Education. These funds are required to be spent in 2020 on Crown owned school buildings under the School's Five Year Property Plan.

## 9. Accounts Receivable

	2019 Actual \$	2019 Budget (Unaudited) \$	2018 Actual \$
Receivables	3,241	5,263	3,432
Banking Staffing Underuse	9,584	5,401	-
Interest Receivable	2,401	702	717
Teacher Salaries Grant Receivable	106,315	80,879	121,754
	<u>121,541</u>	<u>92,245</u>	<u>125,903</u>

Receivables from Exchange Transactions	5,642	5,965	4,149
Receivables from Non-Exchange Transactions	115,899	86,280	121,754
	<u>121,541</u>	<u>92,245</u>	<u>125,903</u>

## 10. Inventories

	2019 Actual \$	2019 Budget (Unaudited) \$	2018 Actual \$
Stationery	1,450	1,626	1,398
	<u>1,450</u>	<u>1,626</u>	<u>1,398</u>

## 11. Investments

The School's investment activities are classified as follows:

	2019 Actual \$	2019 Budget (Unaudited) \$	2018 Actual \$
Current Asset Short-term Bank Deposits	304,336	292,082	141,038
Total Investments	<u>304,336</u>	<u>292,082</u>	<u>141,038</u>

BDO Northland  
Assurance

## 12. Property, Plant and Equipment

	Opening Balance (NBV)	Additions	Disposals	Impairment	Depreciation	Total (NBV)
2019	\$	\$	\$	\$	\$	\$
Land	15,840	-	-	-	-	15,840
Buildings	65,613	-	-	-	(2,535)	63,078
Building Improvements	26,884	2,430	-	-	(2,599)	26,715
Furniture and Equipment	87,849	42,254	-	-	(26,304)	103,799
Information and Communication Tech	51,885	74,977	(634)	-	(28,135)	98,093
Leased Assets	26,560	9,497	(789)	-	(10,957)	24,311
Library Resources	11,942	3,393	-	-	(3,648)	11,687
<b>Balance at 31 December 2019</b>	<b>286,573</b>	<b>132,551</b>	<b>(1,423)</b>	<b>-</b>	<b>(74,178)</b>	<b>343,523</b>

	Cost or Valuation	Accumulated Depreciation	Net Book Value
2019	\$	\$	\$
Land	15,840	-	15,840
Buildings	100,798	(37,720)	63,078
Building Improvements	68,225	(41,510)	26,715
Furniture and Equipment	533,587	(429,788)	103,799
Information and Communication	296,811	(198,718)	98,093
Leased Assets	48,639	(24,328)	24,311
Library Resources	114,179	(102,492)	11,687
<b>Balance at 31 December 2019</b>	<b>1,178,079</b>	<b>(834,556)</b>	<b>343,523</b>

	Opening Balance (NBV)	Additions	Disposals	Impairment	Depreciation	Total (NBV)
2018	\$	\$	\$	\$	\$	\$
Land	15,840	-	-	-	-	15,840
Buildings	68,151	-	-	-	(2,538)	65,613
Building Improvements	29,490	-	-	-	(2,606)	26,884
Furniture and Equipment	105,849	10,429	-	-	(28,429)	87,849
Information and Communication Technology	34,203	36,641	-	-	(18,959)	51,885
Leased Assets	20,646	13,385	-	-	(7,471)	26,560
Library Resources	13,520	2,040	-	-	(3,617)	11,942
<b>Balance at 31 December 2018</b>	<b>287,699</b>	<b>62,495</b>	<b>-</b>	<b>-</b>	<b>(63,620)</b>	<b>286,573</b>

	Cost or Valuation	Accumulated Depreciation	Net Book Value
2018	\$	\$	\$
Land	15,840	-	15,840
Buildings	100,799	(35,186)	65,613
Building Improvements	65,795	(38,911)	26,884
Furniture and Equipment	492,496	(404,647)	87,849
Information and Communication	225,046	(173,161)	51,885
Leased Assets	46,489	(19,929)	26,560
Library Resources	110,786	(98,844)	11,942
<b>Balance at 31 December 2018</b>	<b>1,057,251</b>	<b>(770,678)</b>	<b>286,573</b>

BDO Northland  
Assurance

### 13. Accounts Payable

	2019	2019 Budget	2018
	Actual	(Unaudited)	Actual
	\$	\$	\$
Operating Creditors	23,255	15,788	42,533
Accruals	3,030	4,205	3,430
Capital Accruals for PPE items	14,155	-	21,198
Employee Entitlements - Salaries	106,315	80,879	121,754
Employee Entitlements - Leave Accrual	9,766	4,958	6,687
	<u>156,521</u>	<u>105,830</u>	<u>195,602</u>
Payables for Exchange Transactions	156,521	105,830	195,602
Payables for Non-exchange Transactions - Taxes Payable (PAYE and Rates)	-	-	-
Payables for Non-exchange Transactions - Other	-	-	-
	<u>156,521</u>	<u>105,830</u>	<u>195,602</u>

The carrying value of payables approximates their fair value.

### 14. Revenue Received in Advance

	2019	2019 Budget	2018
	Actual	(Unaudited)	Actual
	\$	\$	\$
Revenue Received In Advance	-	-	10,225
	<u>-</u>	<u>-</u>	<u>10,225</u>

### 15. Provision for Cyclical Maintenance

	2019	2019 Budget	2018
	Actual	(Unaudited)	Actual
	\$	\$	\$
Provision at the Start of the Year	67,251	61,989	73,489
Increase to the Provision During the Year	100,374	16,613	40,802
Use of the Provision During the Year	-	-	(47,040)
Provision at the End of the Year	<u>167,625</u>	<u>78,602</u>	<u>67,251</u>
Cyclical Maintenance - Current	91,875	27,589	32,850
Cyclical Maintenance - Term	75,750	51,013	34,401
	<u>167,625</u>	<u>78,602</u>	<u>67,251</u>

### 16. Finance Lease Liability

The School has entered into a number of finance lease agreements for computers and other ICT equipment. Minimum lease payments payable:

	2019	2019 Budget	2018
	Actual	(Unaudited)	Actual
	\$	\$	\$
No Later than One Year	11,576	6,416	10,175
Later than One Year and no Later than Five Years	15,280	1,232	19,266
	<u>26,856</u>	<u>7,648</u>	<u>29,441</u>

BDO Northland  
Assurance

## 17. Funds held in Trust

	2019 Actual \$	2019 Budget (Unaudited) \$	2018 Actual \$
Funds Held in Trust on Behalf of Third Parties - Current	3,342	-	-
Funds Held in Trust on Behalf of Third Parties - Non-current	-	-	-
	<u>3,342</u>	<u>-</u>	<u>-</u>

These funds are held where the school is agent for representative amounts and therefore these are not included in the Statement of Comprehensive Revenue and Expense.

## 18. Funds Held (Owed) for Capital Works Projects

During the year the School received and applied funding from the Ministry of Education for the following capital works projects:

	2019	Opening Balances \$	Receipts from MoE \$	Payments \$	BOT Contribution/ (Write-off to R&M)	Closing Balances \$
Hall & Roofing Project	<i>completed</i>	(29,807)	31,741	1,934	-	-
Court Asphalt & Minor Repairs	<i>in progress</i>	(1,550)	71,910	1,150	-	69,210
Security / Alarm Project	<i>completed</i>	33,134	793	33,927	-	-
215470-Clearlite Roofing	<i>in progress</i>	(800)	13,599	800	-	11,999
214512 - Boiler Project	<i>in progress</i>	-	99,088	20,149	-	78,939
Northland Health Project	<i>in progress</i>	-	-	1,500	-	(1,500)
Totals		<u>977</u>	<u>217,131</u>	<u>59,460</u>	<u>-</u>	<u>158,648</u>

### Represented by:

Funds Held on Behalf of the Ministry of Education	160,148
Funds Due from the Ministry of Education	(1,500)
	<u>158,648</u>

	2018	Opening Balances \$	Receipts from MoE \$	Payments \$	BOT Contribution/ (Write-off to R&M)	Closing Balances \$
Hall & Roofing Project	<i>in progress</i>	180,700	115,900	326,407	-	(29,807)
Court Asphalt & Minor Repairs	<i>in progress</i>	-	-	1,550	-	(1,550)
Security / Alarm Project	<i>in progress</i>	-	34,134	1,000	-	33,134
215470-Clearlite Roofing	<i>in progress</i>	-	-	800	-	(800)
Totals		<u>180,700</u>	<u>150,034</u>	<u>329,757</u>	<u>-</u>	<u>977</u>

## 19. Funds held on behalf of R T M Cluster

	2019 Actual \$	2019 Budget (Unaudited) \$	2018 Actual \$
Funds Held at Beginning of the Year	37,344	28,966	28,966
Funds Received from Cluster Members	15,401	-	15,525
Funds Spent on Behalf of the Cluster	2,777	-	7,146
Funds Held at Year End	<u>49,968</u>	<u>28,966</u>	<u>37,345</u>

BDO Northland  
Assurance

## 20. Related Party Transactions

The School is a controlled entity of the Crown, and the Crown provides the major source of revenue to the school. The school enters into transactions with other entities also controlled by the Crown, such as government departments, state-owned enterprises and other Crown entities. Transactions with these entities are not disclosed as they occur on terms and conditions no more or less favourable than those that it is reasonable to expect the school would have adopted if dealing with that entity at arm's length.

Related party disclosures have not been made for transactions with related parties that are within a normal supplier or client/recipient relationship on terms and condition no more or less favourable than those that it is reasonable to expect the school would have adopted in dealing with the party at arm's length in the same circumstances. Further, transactions with other government agencies (for example, Government departments and Crown entities) are not disclosed as related party transactions when they are consistent with the normal operating arrangements between government agencies and undertaken on the normal terms and conditions for such transactions.

## 21. Remuneration

### Key management personnel compensation

Key management personnel of the School include all trustees of the Board, Principal, Deputy Principals and Heads of Departments.

	2019 Actual \$	2018 Actual \$
<i>Board Members</i>		
Remuneration	3,575	3,795
Full-time equivalent members	0.11	0.09
<i>Leadership Team</i>		
Remuneration	523,589	548,592
Full-time equivalent members	6.00	6.00
Total key management personnel remuneration	527,164	552,387
Total full-time equivalent personnel	6.11	6.09

The full time equivalent for Board members has been determined based on attendance at Board meetings, Committee meetings and for other obligations of the Board, such as stand downs and suspensions, plus the estimated time for Board members to prepare for meetings.

### Principal

The total value of remuneration paid or payable to the Principal was in the following bands:


	2019 Actual \$000	2018 Actual \$000
Salaries and Other Short-term Employee Benefits:		
Salary and Other Payments	130 - 140	120 - 130
Benefits and Other Emoluments	3 - 4	3 - 4
Termination Benefits	-	-

### Other Employees

The number of other employees with remuneration greater than \$100,000 was in the following bands:

Remuneration \$000	2019 FTE Number	2018 FTE Number
100 - 110	1.00	-
	1.00	0.00

The disclosure for 'Other Employees' does not include remuneration of the Principal.



## 22. Compensation and Other Benefits Upon Leaving

The total value of compensation or other benefits paid or payable to persons who ceased to be trustees, committee member, or employees during the financial year in relation to that cessation and number of persons to whom all or part of that total was payable was as follows:

	2019 Actual	2018 Actual
Total	\$12,000	-
Number of People	1	-

## 23. Contingencies

There are no contingent liabilities (except as noted below) and no contingent assets as at 31 December 2019 (Contingent liabilities and assets at 31 December 2018: nil).

### Holidays Act Compliance – schools payroll

The Ministry of Education performs payroll processing and payments on behalf of school boards of trustees, through payroll service provider Education Payroll Limited.

The Ministry has commenced a review of the schools sector payroll to ensure compliance with the Holidays Act 2003. The initial phase of this review has identified areas of non-compliance. The Ministry has recognised an estimated provision based on the analysis of sample data, which may not be wholly representative of the total dataset for Teacher and Support Staff Entitlements. A more accurate estimate will be possible after further analysis of non-compliance has been completed, and this work is ongoing. Final calculations and potential impact on any specific individual will not be known until further detailed analysis has been completed.

To the extent that any obligation cannot reasonably be quantified at 31 December 2019, a contingent liability for the school may exist.

## 24. Commitments

### (a) Capital Commitments

The School has entered into the following capital commitments as at 31 December 2019:

(a) contract for the Court Asphalt & Minor Repairs Project as agent for the Ministry of Education. This project is fully funded by the Ministry to the value of \$71,910 and \$2,700 has been spent to balance date.

(b) contract for the Clearlite Roofing Project as agent for the Ministry of Education. This project is fully funded by the Ministry to the value of \$13,599 and \$1,600 has been spent to balance date.

(c) contract for the Boiler Project as agent for the Ministry of Education. This project is fully funded by the Ministry to the value of \$99,088 and \$20,149 has been spent to balance date.

(d) a \$16,500 contract for the Northland Health Project as agent for the Ministry of Education. \$1,500 has been spent to balance date.

(Capital commitments at 31 December 2018: (a) Clearlite Roofing Replacement Project fo \$12,710 and \$800 had been spent to balance date.)

### (b) Operating Commitments

As at 31 December 2019 the Board has entered into the following contracts:

(a) operating lease of photocopiers and office equipment;

	2019 Actual \$	2018 Actual \$
No later than One Year	3,870	3,360
Later than One Year and No Later than Five Years	5,040	8,400
Later than Five Years	-	-
	<u>8,910</u>	<u>11,760</u>

## 25. Managing Capital

The School's capital is its equity and comprises capital contributions from the Ministry of Education for property, plant and equipment and accumulated surpluses and deficits. The School does not actively manage capital but attempts to ensure that income exceeds spending in most years. Although deficits can arise as planned in particular years, they are offset by planned surpluses in previous years or ensuing years.

## 26. Financial Instruments

The carrying amount of financial assets and liabilities in each of the financial instrument categories are as follows:

### Financial assets measured at amortised cost (2018: Loans and receivables)

	2019 Actual \$	2019 Budget (Unaudited) \$	2018 Actual \$
Cash and Cash Equivalents	481,177	115,264	372,544
Receivables	121,541	92,245	125,903
Investments - Term Deposits	304,336	292,082	141,038
Total Financial assets measured at amortised cost	<u>907,054</u>	<u>499,591</u>	<u>639,485</u>

### Financial liabilities measured at amortised cost

Payables	156,521	105,830	195,602
Borrowings - Loans	-	-	-
Finance Leases	26,230	7,648	28,247
Painting Contract Liability	-	-	-
Total Financial Liabilities Measured at Amortised Cost	<u>182,751</u>	<u>113,478</u>	<u>223,849</u>

## 27. Events After Balance Date

On March 11, 2020, the World Health Organisation declared the outbreak of COVID-19 (a novel Coronavirus) a pandemic. Two weeks later, on 26 March, New Zealand increased its' COVID-19 alert level to level 4 and a nationwide lockdown commenced. As part of this lockdown all schools were closed. Subsequently all schools and kura reopened on the 18th of May 2020.

At the date of issuing the financial statements, the school has been able to absorb the majority of the impact from the nationwide lockdown as it was decided to start the annual Easter School holidays early. In the periods the school is open for tuition, the school has switched to alternative methods of delivering the curriculum, so students can learn remotely.

At this time the full financial impact of the COVID-19 pandemic is not able to be determined, but it is not expected to be significant to the school. The school will continue to receive funding from the Ministry of Education, even while closed.

## 28. Comparatives

There have been a number of prior period comparatives which have been reclassified to make disclosure consistent with the current year.

## 29. Adoption of PBE IFRS 9 Financial Instruments


In accordance with the transitional provisions of PBE IFRS 9, the school has elected not to restate the information for previous years to comply with PBE IFRS 9. Adjustments arising from the adoption of PBE IFRS 9 are recognised in opening equity at 1 January 2019. Accounting policies have been updated to comply with PBE IFRS 9. The main updates are:

- Note 9 Receivables: This policy has been updated to reflect that the impairment of short-term receivables is now determined by applying an expected credit loss model.

- Note 11 Investments:

Term deposits: This policy has been updated to explain that a loss allowance for expected credit losses is recognised only if the estimated loss allowance is not trivial.

Upon transition to PBE IFRS9 there were no material adjustments to these financial statements.





<b>School Name:</b>	Kaitaia Intermediate	<b>School Number:</b>	1025
---------------------	----------------------	-----------------------	------

<b>Strategic Aim:</b>	<b>To accelerate all student achievement in Literacy and numeracy</b>
<b>Annual Aim:</b>	<b>Working together to ensure excellence in teaching and learning</b>
<b>Target:</b>	70% of our students who were below in 2018 will be accelerated to achieve at the expected level of the curriculum in writing
<b>Baseline Data:</b>	<p><b>2018</b></p> <p><b>Writing:</b></p> <ul style="list-style-type: none"> <li>● <b>37% of <i>all students</i> achieved At or Above</b> the Curriculum Expectation in Writing</li> <li>● 0% of <i>all students</i> achieved Above Curriculum Expectation in Writing</li> <li>● 35% of Maori Students achieved At or Above the Curriculum Expectation in Writing</li> <li>● 0% Maori students achieved Above Curriculum Expectation in Writing</li> <li>● 24% NZ Non-Māori students achieved At or Above Curriculum Expectation in Writing.</li> <li>● 30% of boys achieved At or Above Curriculum Expectation in Writing</li> <li>● 44% of girls achieved At or Above Curriculum Expectation in Writing</li> <li>● 28% Year 7 students achieved At or Above Curriculum Expectation in Writing</li> <li>● 49% Year 8 Students achieved At or Above National Standards in Writing</li> </ul>



## 2019

### Writing:

- **34% of *all students* achieved At or Above** the Curriculum Expectation in Writing
- 21% of *all students* achieved Above Curriculum Expectation in Writing
- 20% of Maori Students achieved At or Above the Curriculum Expectation in Writing
- 9% Maori students achieved Above Curriculum Expectation in Writing
- 14% NZ Non-Māori students achieved At or Above Curriculum Expectation in Writing.
- 21% of boys achieved At or Above Curriculum Expectation in Writing
- 13% of girls achieved At or Above Curriculum Expectation in Writing
- 23% Year 7 students achieved At or Above Curriculum Expectation in Writing
- 12% Year 8 Students achieved At or Above National Standards in Writing

### Discussion:

As the children moved through Kaitaia Intermediate School in 2019, 34% of students achieved at or above the expected curriculum level in Writing. 41% below the expected target in writing for 2019.

This data is decreased from the 2018 figures and 2019 figures.

<b>Actions</b> <i>What did we do?</i>	<b>Outcomes</b> <i>What happened?</i>	<b>Reasons for the variance</b> <i>Why did it happen?</i>	<b>Evaluation</b> <i>Where to next?</i>
<p>Each classroom teacher identified the particular child/ren below the expected level. Write that essay PLD continued from 2018 through to 2019. Staff worked through the programme with the support of WTE facilitators. Each teacher worked on implementing these strategies to support their writing programmes and accelerate student achievement and teaching practice.</p>	<p>2018 <b>37% of <i>all students</i> achieved At or Above</b> the Curriculum Expectation in Writing 2019 <b>34% of <i>all students</i> achieved At or Above</b> the Curriculum Expectation in Writing</p> <p>3% decrease from 2018 to 2019 36% variance of our 2019 target of 70%</p>	<p>Key staff changes.</p> <p>The school literacy leader provided staff PD to support teachers improving their knowledge and understanding around next steps particularly in writing development and in assisting teachers to increase children's ability to recognise some of their own learning goals in writing.</p> <p>More regular discussion and feedback to teacher on student achievement</p>	<p><b>Planning for next year:</b> All teachers will receive a learning support tracking sheet.</p> <p>Identify target students and share ideas and strategies to improve and engage them into writing</p> <p>Regular discussion will take place every 2 to 3 weeks focusing on target students.</p> <p>Ensure support programmes are in place with teacher aide assistance.</p> <p>Implement 'Write That Essay' in all classes and to ensure teachers are using it effectively and consistently throughout the year.</p> <p>Implement strategies from WTE to enhance and accelerate levels of student writing.</p> <p>Ongoing school – wide professional learning, using a coaching model, facilitated</p>

			Use of PaCT to support writing judgments for identified students.
--	--	--	---

**Planning for next year:**

Regular meetings on target students.  
Set goals for learning (next steps) for all students not achieving the expected levels  
Explicitly teaching writing strategies when teaching writing.  
Continue to explore ways of improving writing programmes.



## KAITAIA INTERMEDIATE SCHOOL

*"Confident, connected, actively involved, lifelong learners  
who demonstrate respect, responsibility and form positive  
relationships"*

45 NORTH ROAD, KAITAIA 0410

Ph: (09) 408-1490

E: [office@kaitaiaint.school.nz](mailto:office@kaitaiaint.school.nz)

[www.kis.net.nz](http://www.kis.net.nz)

Principal: Wayne Lunjevich

### KIWI SPORT FUNDING – 2019

The MOE KiwiSport Funding was \$3,094.85 excl. GST.

These funds were used to support whole-school sports activities. The budget for these were -

Physical Education	\$3,094.85
<b>Total</b>	<b>\$3,094.85 + GST</b>

2019 Expenditure for this area was **\$3,094.85**

S.Petch  
Executive Officer

## INDEPENDENT AUDITOR'S REPORT

### TO THE READERS OF KATAIA INTERMEDIATE'S FINANCIAL STATEMENTS FOR THE YEAR ENDED 31 DECEMBER 2019

The Auditor-General is the auditor of Kaitaia Intermediate School (the School). The Auditor-General has appointed me, Angela Edwards, using the staff and resources of BDO Northland, to carry out the audit of the financial statements of the School on his behalf.

#### Opinion

We have audited the financial statements of the School on pages 2 to 21, that comprise the *statement of financial position as at 31 December 2019*, the *statement of comprehensive revenue and expense*, *statement of changes in net assets/equity and statement of cash flows* for the year ended on that date, and *the notes to the financial statements that include accounting policies and other explanatory information*.

In our opinion the financial statements of the School:

- present fairly, in all material respects:
  - its financial position as at *31 December 2019*; and
  - its financial performance and cash flows for the year then ended; and
- comply with generally accepted accounting practice in New Zealand in accordance with *Public Sector Public Benefit Entity (PBE) Standards Reduced Disclosure Regime*.

Our audit was completed on *28 May 2020*. This is the date at which our opinion is expressed.

The basis for our opinion is explained below and we draw your attention to other matters. In addition, we outline the responsibilities of the Board of Trustees and our responsibilities relating to the financial statements, we comment on other information, and we explain our independence.

#### Emphasis of Matter - COVID-19

*Without modifying our opinion*, we draw attention to the disclosures in note 27 on page 21 which outline the possible effects of the Alert Level 4 lockdown as a result of the COVID-19 pandemic.

#### Basis for our opinion

We carried out our audit in accordance with the Auditor-General's Auditing Standards, which incorporate the Professional and Ethical Standards and the International Standards on Auditing (New Zealand) issued by the New Zealand Auditing and Assurance Standards Board. Our responsibilities under those standards are further described in the Responsibilities of the auditor section of our report.

We have fulfilled our responsibilities in accordance with the Auditor-General's Auditing Standards.

We believe that the audit evidence we have obtained is sufficient and appropriate to provide a basis for our opinion.

### **Responsibilities of the Board of Trustees for the financial statements**

The Board of Trustees is responsible on behalf of the School for preparing financial statements that are fairly presented and that comply with generally accepted accounting practice in New Zealand. The Board of Trustees is responsible for such internal control as it determines is necessary to enable it to prepare financial statements that are free from material misstatement, whether due to fraud or error.

In preparing the financial statements, the Board of Trustees is responsible on behalf of the School for assessing the School's ability to continue as a going concern. The Board of Trustees is also responsible for disclosing, as applicable, matters related to going concern and using the going concern basis of accounting, unless there is an intention to close or merge the School, or there is no realistic alternative but to do so.

The Board of Trustees' responsibilities arise from the Education Act 1989.

### **Responsibilities of the auditor for the audit of the financial statements**

Our objectives are to obtain reasonable assurance about whether the financial statements, as a whole, are free from material misstatement, whether due to fraud or error, and to issue an auditor's report that includes our opinion.

Reasonable assurance is a high level of assurance, but is not a guarantee that an audit carried out in accordance with the Auditor-General's Auditing Standards will always detect a material misstatement when it exists. Misstatements are differences or omissions of amounts or disclosures, and can arise from fraud or error. Misstatements are considered material if, individually or in the aggregate, they could reasonably be expected to influence the decisions of readers taken on the basis of these financial statements.

For the budget information reported in the financial statements, our procedures were limited to checking that the information agreed to the School's approved budget.

We did not evaluate the security and controls over the electronic publication of the financial statements.

As part of an audit in accordance with the Auditor-General's Auditing Standards, we exercise professional judgement and maintain professional scepticism throughout the audit. Also:

- We identify and assess the risks of material misstatement of the financial statements, whether due to fraud or error, design and perform audit procedures responsive to those risks, and obtain audit evidence that is sufficient and appropriate to provide a basis for our opinion. The risk of not detecting a material misstatement resulting from fraud is higher than for one resulting from error, as fraud may involve collusion, forgery, intentional omissions, misrepresentations, or the override of internal control.
- We obtain an understanding of internal control relevant to the audit in order to design audit procedures that are appropriate in the circumstances, but not for the purpose of expressing an opinion on the effectiveness of the School's internal control.
- We evaluate the appropriateness of accounting policies used and the reasonableness of accounting estimates and related disclosures made by the Board of Trustees.

- We conclude on the appropriateness of the use of the going concern basis of accounting by the Board of Trustees and, based on the audit evidence obtained, whether a material uncertainty exists related to events or conditions that may cast significant doubt on the School's ability to continue as a going concern. If we conclude that a material uncertainty exists, we are required to draw attention in our auditor's report to the related disclosures in the financial statements or, if such disclosures are inadequate, to modify our opinion. Our conclusions are based on the audit evidence obtained up to the date of our auditor's report. However, future events or conditions may cause the School to cease to continue as a going concern.
- We evaluate the overall presentation, structure and content of the financial statements, including the disclosures, and whether the financial statements represent the underlying transactions and events in a manner that achieves fair presentation.
- We assess the risk of material misstatement arising from the Novopay payroll system, which may still contain errors. As a result, we carried out procedures to minimise the risk of material errors arising from the system that, in our judgement, would likely influence readers' overall understanding of the financial statements.

We communicate with the Board of Trustees regarding, among other matters, the planned scope and timing of the audit and significant audit findings, including any significant deficiencies in internal control that we identify during our audit.

Our responsibilities arises from the Public Audit Act 2001.

#### **Other information**

The Board of Trustees is responsible for the other information. The other information comprises the Analysis of Variance and the Kiwisport Statement but does not include the financial statements, and our auditor's report thereon.


Our opinion on the financial statements does not cover the other information and we do not express any form of audit opinion or assurance conclusion thereon.

In connection with our audit of the financial statements, our responsibility is to read the other information. In doing so, we consider whether the other information is materially inconsistent with the financial statements or our knowledge obtained in the audit, or otherwise appears to be materially misstated. If, based on our work, we conclude that there is a material misstatement of this other information, we are required to report that fact. We have nothing to report in this regard.

#### **Independence**

We are independent of the School in accordance with the independence requirements of the Auditor-General's Auditing Standards, which incorporate the independence requirements of Professional and Ethical Standard 1: *International Code of Ethics for Assurance Practitioners* issued by the New Zealand Auditing and Assurance Standards Board.

Other than the audit, we have no relationship with or interests in the School.



Angela Edwards  
BDO Northland  
On behalf of the Auditor-General  
Kerikeri, New Zealand